

Connectit Fact Sheet

[Connectit.equinor.com](https://connectit.equinor.com) gives access to Equinor applications and Equinor hosted desktops via the

Internet and can be used from:

- Equinor computers
- Equinor Partner computers
- Personal devices which are appropriately secured (e.g. updated software, anti-malware etc.)

NB

To be able to access Connectit via the internet you must have a Safe Net, SMS Token, Yubikey or Microsoft Authenticator and the **Citrix Client** (ICA client) installed on your local computer. In case Full Citrix receiver client is not installed, alternative way "**Citrix Receiver for HTML5**"-Clientless access is available to connect to citrix applications.

To get access via the internet, employees need to apply via AccessIT for "Remote Access: Software Token". External users can have access if their Equinor project manager or IT coordinator applies on their behalf in AccessIT . The solution also requires that the user already has access to Equinor Work (basic access). The logon procedure is the same for all types of connections

How to Login

To get better user experience ensure to have Full Citrix client (**Citrix Workspace app**) installed on your PC else

"**Citrix Receiver for HTML5**" will be used to access the resources. Start by providing your @work username.

Note: By default, Citrix will use the full client if installed. If the full client is not installed or not detected it will use the HTML5 "clientless" access.



If you are logging in by SMS, insert your personal Pin code in the "PIN/Secure ID Passcode" field. A token code will be sent by SMS to your mobile phone when you click the Logon button. Use this code in the next window.

First time users must enter the temporary PIN as Passcode. Instructions for creating a personal code will be provided in the following steps

Please enter PASSCODE from SMS.
Wait for the tokencode to change if you have a token.
Please enter a new PASSCODE:

If you are logging in by using the Safe Net Facility: Please use the code generated by the App.

For SafeNet:



If you are logging in by SafeNet MobilePASS Application, enter the code shown in the App.

Logging with Yubikey

Yubikey



If you are logging in by Yubikey, set the cursor in the "Yubikey" field, insert the Yubikey into the USB port and touch the button on the Yubikey to enter the code.



Microsoft Authenticator

Users logging in via Microsoft Authenticator application select this authentication method and click Logon.

You will get an approval request on your smartphone. All you have to do is to approve and confirm it via your personal PIN code in Microsoft Authenticator app.

When First authentication is complete, type in your @work password.

The Equinor logo, featuring a red stylized flower-like symbol above the word "equinor" in red lowercase letters.

Secure Logon
for Connectit

Equinor username


Equinor Password


Logon


Once authenticated, users will be able to see the Applications/Hosted Desktops on the below page


Welcome ~~to the Cloud~~!


Favorites


- 


Virtual Desktop
Personal NO East
 - 


Equinor Corporate
Portal - Insight
 - 


Windows Explorer -
Mongstad
Ramses Mongstad
 - 


STIDcode
STID
 - 

File Explorer
 - 

Google Chrome
 - 

Microsoft Remote
Desktop
 - 

Microsoft Edge
 - 

Notepad ST-TS4037
XenApp6
-
- 

Adobe Acrobat DC
Adobe Standard